



BABA BANDA BAHADUR PUBLIC SCHOOL

Jind Road, Rohtak, Haryana



SUMMER VACATION HOLIDAY HOMEWORK



SESSION 2026-27

SUMMER EXCELLENCE PROGRAMME

Theme:

"No Screen Learning - Learn, Create, Explore & Grow"

★ STUDENT DETAILS ★







Name : _____

Class & Section : _____

Roll No. : _____




House : _____

★ MY SUMMER VACATION GOALS ★



- I will follow a proper study routine. 
- I will reduce unnecessary mobile usage. 
- I will read daily. 
- I will help my parents at home. 
- I will stay healthy and active. 
- I will complete my work sincerely. 

★ SUMMER EXCELLENCE ASSESSMENT ★

ASSESSMENT STRUCTURE

Assessment Area	Marks
 Written Work / Subject Practice	60 Marks
 Presentation / Activity / Project Work	20 Marks
 Parent Feedback & Student Discipline	20 Marks

Total = 100 Marks

-  Holiday Homework marks will be reflected in Term Assessments.
-  Focus will be given not only to written work but also to discipline, presentation, creativity, consistency and self-study habits.

★ HOLIDAY SCORE ★

Marks Obtained : _____

Teacher's Remarks : _____



"Success is the result of discipline, consistency and hard work."



Holidays Homework (Class-XII Arts)

English

Use your summer break to improve your language skills while having fun and exploring the world around you. Complete the following assignments neatly.

1. Notice Writing

Your school is organizing a workshop on Cyber Safety for students. Draft a notice inviting students to attend the workshop.

2. Article Writing

Write an article on the topic: "Impact of Social Media on Youth" using proper format and formal language.

3. Descriptive Paragraph Writing

Write a descriptive paragraph about your dream vacation including the place, activities, and why you chose it.

4. Persuasive Essay Writing

Write a persuasive essay on: "Why Reading is the Best Activity During Holidays".

5. Vocabulary Activity

Find and list 10 new words from books, newspapers, or magazines. Write their meanings and use each word in a sentence.

6. Book Review

Choose an English novel or short story and write a review including summary, favourite character, favourite quote, and your opinion.

7. Letter to the Editor

Write two letters to the editor on social issues using proper format and formal language.

8. Job Application Letter

Write a formal job application letter for the post of a Manager and attach a brief resume/CV.

9. Novel Reading Activity

Read any novel and prepare a summary, character sketch, favourite quote, and personal opinion.

10. Poetry Collection

Collect poems on themes like nature, hope, peace, and friendship. Add illustrations.

11. Debate Preparation

Prepare a debate on one topic: Social Media – Boon or Bane / AI vs Human Intelligence / Online Learning vs Classroom Learning.

Project Work

Prepare a project on any one of the following topics from Flamingo:

1. My Mother at Sixty-Six (Poem)
2. Lost Spring (Prose)
3. The Last Lesson (Prose)

Project Guidelines

Use A4 size coloured/designer sheets.

The project should be handwritten.

Add relevant pictures/photographs wherever required.
Decorate the project neatly and creatively.

Painting

Part A: Practical Work -

1. Nature & Object Study – 2 Sheets

- Sheet 1: Still life with drapery + 3 objects of different materials – glass, metal, earthen pot.

- Sheet 2: Study of foliage + flowers in a transparent bottle/glass.

Medium: Watercolour or Acrylic. Focus on texture, transparency, light & shade, composition.

2. Composition – Imaginative Painting – 2 Sheets

Topics – choose any 2:

- “Metro Life”

- “Wedding in My Village”

- “Exam Stress”

- “Unity in Diversity”

Make a any 5 human figures, show perspective, movement, rhythm. Balance foreground/background.

3. Sketching – 5 Sketches: Maintain A3 size sketchbook.

- 10 life sketches: humans in different actions – sitting, walking, working

- 5 portraits: family members/friends with light & shadow

- 5 memory drawings: scenes from your vacation

Medium: Pencil 2B to 6B, charcoal, or pen. Mention date & time taken on each.

Part B: Theory

Portfolio File: Arrange all practical sheets + sketches in a handmade portfolio. Design the cover.

Write & learn- Bengal School + Modern Indian Art:

- **Part 1:** Bengal School – Abanindranath Tagore, Nandalal Bose, contribution to national movement

- **Part 2:** Modern Trends – K.G. Subramanyan, M.F. Husain, S.H. Raza

Note: Practical is externally evaluated so do it with neat and finished manner.

Economics

1. Prepare project file on the topic production possibility curve
2. Identify whether the given goods are scarce or not also state the reason for your answer
 - A. rotten apples littered on the streets of Delhi
 - B. Two seats left at the discounted price for the most awaited movie.
 - C. natural resources like gold, oil, silver and other fossil fuels.
3. Classify the following as microeconomics or macroeconomics.
 - A. Households decision on how much to save.
 - B. GDP of Indian economy.
 - C. Fall in the market price of stocks.
 - D. Impact of higher capital formation on growth.

4. Prepare comparison table of positive and normative economics.
5. Write any two real life examples of

A opportunity cost

B. Scarcity

C. Choice

6 country has limited resources and has to choose between producing more defence goods or consumer goods.

A what economic problem is highlighted?

B what does PPC represent

C define opportunity cost.

6. Write the formulas of finding the mean in the following series
 - A. In individual series
 - B. In discrete series
 - C. In frequency distribution series
7. Write the formula of combined mean and Corrected mean.
8. How to calculate mean by using Step deviation method.
9. Write the important keywords of chapter one statistics and production possibility curve in your notebook
10. Revise all the syllabus done in class

Write two hot questions of chapter statistics and production possibility curve.

Music

Unit 1

Alankar, kan, meend, khatka, murki, gamak
Gram, murchana, alap, tana

Unit 2

Historical development of Time Theory of Ragas

Unit 3

Biography of Faiyaz khan and Bade Gulam Ali Khan

Maths

Relation and function

Inverse trigonometry

Matrices

Determinants

Solve worksheets of above chapter

HISTORY

Lesson 1 – Bricks, Beads and Bones

Lesson 2 – Kings, Farmers and Towns

Lesson 3 – Kinship, Caste and Class

1. Prepare a Flow Chart on “Features of Harappan Civilization”.

2. Write any 5 important features of the Harappan Cities with examples.

3. Prepare a Chart on “Sources of Ancient Indian History”.

4. Make an Analysis Table on Harappan Civilization.

Feature — Description — Example — Importance

5. Prepare a Mind Map on “Mauryan Administration”.

6. Write Short Notes on:

Harappan Civilization

Ashoka

Varna System

Kinship

Urbanisation

7. Prepare a Project on any Archaeological Site of India with pictures and information.

8. Prepare a Comparison Table between Harappan Civilization and Vedic Civilization.

9. Draw and label the map showing important Harappan Sites.

10. Write any 5 teachings of Ashoka and their importance.

11. Prepare 10 MCQs from Lesson 1, 2 & 3 with answers.

12. Prepare a Diagram / Chart on “Social Structure in Ancient India”.

ACTIVITY / PROJECT WORK

Prepare any ONE:

Poster on Harappan Civilization

OR

Chart on Mauryan Empire

OR

Model / Diagram showing Town Planning of Harappan Civilization.

Psychology

General Instructions

Complete all work neatly in a separate notebook/file.

Use charts, pictures, and examples wherever required.

Submit the homework after the summer vacation.

Section A – Case Study & Observation

1. Self-Observation Activity

Observe your own behaviour for one week and write about:

Emotions you experienced most often

Situations that caused stress or happiness

Ways you managed your emotions

(Write in 2–3 pages.)

2. Interview Activity

Interview any two people from different age groups (teenager/adult/elderly person) on:

Stress in daily life

Ways of coping with stress

Importance of mental health

Write the responses in a simple report format.

Section B – Practical Work

3. Psychological Test

Conduct any one simple psychological test on 5 family members or friends:

Memory Test

Attention Test

Personality Questionnaire

Record:

Aim

Procedure

Observation

Result

4. Poster Making

Make a colourful poster on any one topic:

Mental Health Awareness

Say No to Stress

Importance of Positive Thinking

Section C – Subject Enrichment

5. Project File

Prepare a small project (5–6 pages) on any one topic:

Learning Disabilities

Stress Management

Emotional Intelligence

Social Media and Mental Health

Motivation in Students

Include:

Introduction

Causes/Types

Effects

Preventive Measures

Conclusion

6. Creative Activity

Write five motivational quotes related to psychology and mental well-being.

Section D – Reading & Reflection

7. Book/Article Review

Read any article or book chapter related to psychology and write:

Title

Main Idea

What you learnt from it

(150–200 words)

Holiday Task

Practice meditation or deep breathing for 10 minutes daily and maintain a small record of your experience for at least 7 days.

“Psychology helps us understand ourselves and others better.”

GEOGRAPHY

Chapters Covered

Part A

1. Human Geography – Nature and Scope
2. World Population: Distribution, Density and Growth
3. Human Development

Part B

1. Population Distribution, Density, Growth and Composition
2. Human Settlements

Activity 1 – Population Study File

- Population density maps
- Causes of uneven population distribution
- Population growth trends in India and the world
- Census-based data collection from newspapers

Activity 2 – Human Development Survey

- Education
- Health facilities
- Sanitation
- Employment

Present findings through charts/tables.

Activity 3 – Human Settlements Observation

- Types of settlements
- Urban facilities
- Transport and communication

Political Science

Lesson 1 – Challenges of Nation Building

Lesson 2 – Era of One-Party Dominance

1. Prepare a Flow Chart on “Challenges Faced by India after Independence”.
2. Write any 5 major challenges faced by independent India with examples.
3. Prepare a Chart on “Integration of Princely States”.
4. Make an Analysis Table on Nation Building.

Challenge — Description — Example — Importance

5. Prepare a Mind Map on “Era of One-Party Dominance”.

6. Write Short Notes on:

Nation Building

Partition

Princely States

Congress Dominance

Democracy

7. Prepare a Project on any National Leader involved in Nation Building with pictures and information.
8. Prepare a Comparison Table between One-Party System and Multi-Party System.
9. Draw and label the map showing major princely states integrated into India.

10. Write any 5 achievements of Indian Democracy after Independence.
11. Prepare 10 MCQs from Lesson 1 & 2 with answers.
12. Prepare a Diagram / Chart on "Political Structure of India".

ACTIVITY / PROJECT WORK

Prepare any ONE:

Poster on National Integration

OR

Chart on Indian Political Parties

OR

Model / Diagram showing Structure of Indian Democracy.

Hindi

प्रतिदिन कम से कम 20 मिनट समाचार पत्र पढ़ें।

Section A – Revision & Concept Clarity

1. Revise all chapters and poems from NCERT books.
2. Prepare detailed notes for each chapter.

Section B – Writing Skills

Practice:

अभिव्यक्ति एवं माध्यम :-

पत्रकार लेखन के विभिन्न रूप-

पत्रकार के प्रकार, पत्रकारीय लेखन की भाषा शैली, समाचार लेखन, उल्टा पिरामिड शैली, फीचर, विशेष रिपोर्ट, संपादकीय लेखन, साक्षात्कार।

Section C– Analytical & Critical Thinking

1. Write critical appreciation of any poem.
2. Discuss contemporary relevance of any lesson.

Section D– Structured Study Schedule

Solve:

2 previous year papers(अपठित गद्यांश, अपठित काव्यांश)

Prepare revision timetables for board preparation.

Section E-परियोजना कार्य (Project Work)

1. विभिन्न माध्यमों के लिए लेखन (Roll number 1-12)
2. पत्रकारीय लेखन के विभिन्न रूप और लेखन प्रक्रिया (Roll number 13-23)

परियोजना चित्रों, चार्ट एवं सजावट सहित फाइल में तैयार करें।

Learn all important question answer.